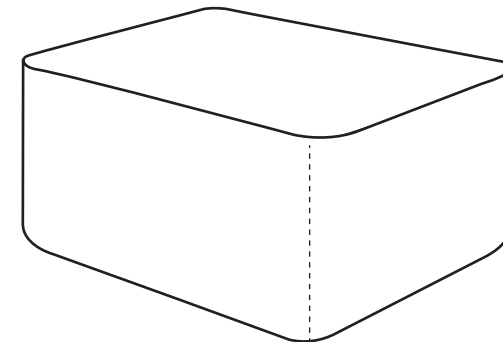


CAMPESE INFLATABLE CAMPING FOOTREST INSTRUCTIONS & PRODUCT CARE



Outdoor Revolution
Unit 1 Brick Park, Bretfield Court, Bretton Street Industrial Estate, Dewsbury, WF12 9BY
T: +44 (0) 1924 455313

www.outdoor-revolution.com

MADE IN CHINA FOR OUTDOOR REVOLUTION

IMPORTANT!

PLEASE READ THE FOLLOWING INSTRUCTIONS & WARNINGS
CAREFULLY BEFORE USING THIS PRODUCT

2020

ORBK0064

INSTRUCTIONS & PRODUCT CARE

PLEASE READ THE FOLLOWING INSTRUCTIONS AND WARNINGS BEFORE USE

WARNINGS & PRODUCT ADVICE

ALWAYS USE THIS PRODUCT IN A RESPONSIBLE WAY

TO AVOID THE RISK OF PUNCTURES OR INJURIES, ALWAYS ENSURE THE FURNITURE IS PLACED ON LEVEL GROUND WITH NO SHARP OBJECTS SUCH AS STONES ETC

NEVER SIT ON THE INFLATABLE SOFA WITH SHARP OBJECTS IN YOUR POCKETS

NEVER PLACE ON OBJECTS OR AGAINST OBJECTS THAT MIGHT PUNCTURE OR CAUSE DAMAGE

NEVER PLACE YOUNG INFANTS ON INFLATABLE FURNITURE

DO NOT USE IN WATER AS A FLOATATION DEVICE

DO NOT ALLOW CHILDREN TO JUMP ON THE INFLATABLE FURNITURE

DO NOT OVER INFLATE. INFLATE WITH A LOW PRESSURE AIR PUMP / INFLATER

TO CLEAN ONLY USE MILD SOAPY WATER AND WIPE DRY WITH A TOWEL

DO NOT USE BLEACH OR ANY OTHER CHEMICAL FOR CLEANING

NEVER PUT IN THE WASHING MACHINE

ALWAYS FOLLOW THE MAXIMUM WEIGHT LOADING ADVICE

ALWAYS KEEP AWAY FROM FIRE OR OTHER SOURCES OF HEAT

DO NOT SMOKE NEAR OR WHILST USING THIS PRODUCT

ALWAYS STORE THE INFLATABLE FURNITURE IN A BOX TO AVOID PUNCTURES OR DAMAGE

NEVER ATTEMPT TO USE THE FABRIC VALVE COVERS AS A HANDLE TO CARRY THE FURNITURE

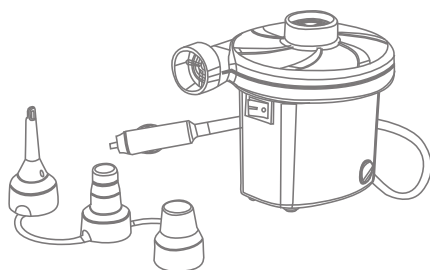
WE RECOMMEND

FOR INFLATION WE RECOMMEND THE OUTDOOR REVOLUTION

DC 12V ELECTRIC AIR PUMP - ORBK0066

(NOT INCLUDED IN THIS PURCHASE)

AVAILABLE FROM ALL GOOD OUTDOOR REVOLUTION RETAILERS



HOW TO INFLATE


IMPORTANT! - This product consists of 1 internal air chamber.

Locate the air valve, ensuring the end cap is open (leaving the black non air return valve inserted) and connect to your inflation device with a compatible size air connector nozzle. Inflate using either a manual air pump or a low pressure electric air bed air pump. Inflate the chamber to your desired firmness.

WARNING! - DO NOT OVER INFLATE

Once inflated to your desired firmness, detach the connector nozzle from the non return valve on the inflatable sofa and insert the end cap to close. The whole valve can then be fully pushed into the product so that it lays flat on the surface without protruding.

INFLATE



HOW TO DEFLATE

To deflate, simply pull out the black non air return valve from the valve housing. With gentle pressure, push down the air chamber to expel the air. To fully expel all the air, enabling the product to be folded down as small and compact as possible for storage, we recommend that you use an air pump (either manual or electric low pressure air bed air pump) set in reverse to fully deflate all the air from the product.

DEFLATE



IMPORTANT!

Once inflated it is important to ensure that the valve cap is securely closed and seated properly. Failure to do so may result in the slow deflation of your air furniture, which will then require topping up with more air. If this happens, it is important to recognise this as a user error and not a puncture or fault with the product.

CORRECT ✓



WRONG! ✗



WARNING!

NEVER USE AN ELECTRIC HIGH PRESSURE AIR PUMP FOR INFLATION AS THIS IS LIKELY TO QUICKLY OVER INFLATE THE PRODUCT WITH A HIGH RISK OF RUPTURING THE AIR CHAMBER

Should you have any concerns or issues regarding the operation of this product, please contact:

Outdoor Revolution Customer Service helpline:

TEL +44 (0) 1924 455313 or email: cs@blue-diamond-products.co.uk